




Patient ID: .....


Date: .....


	38001	38002
	38005	38006
	38008	
<b>AIO 3.0 Base Plate</b>		


	38003	
	38007	
<b>Secondary base plate</b>		

	38101
<b>AIO 3.0 - 0° cushion</b>	

	1 piece	2 pieces	
<b>Grip Pole Long (38201)</b>		<b>Grip Pole Collar (38200)</b>	


	38102
<b>AIO 3.0n - Wedge 10°</b>	


	AC-GP-H (32015/10)
<b>Horizontal hand grip</b>	


	38100 - Arm rest High
	38106 - Arm rest Low
<b>AIO 3.0 - Arm Rest</b>	

	AC-PG (32015/5)	38213
<b>(Interlocking) protruding hand grip</b>		

	38126	38127
	38128	
<b>Knee &amp; leg immobilisation cushions</b>		

	35755 (Model 1)	35765 (Model 2)
	35753 (Model 3)	35753ZF (Model 4)
	35752 (Model 5)	35752ZF (Model 6)
<b>Set of low density head supports</b>		


	38204
	38210
<b>Extension frame for knee &amp; foot support</b>	

	35758-MD (Model 1)	35758ZF-MD (Model 2)
	35713-MD (Model 3)	35713ZF-MD (Model 4)
	35714-MD (Model 5)	35714ZF-MD (Model 6)
<b>Set of regular density head supports</b>		

All Rights reserved. No part of this publication may be produced, stored in a retrieval system or transmitted, in any way, form or by any means, electronic, mechanical, photocopying or otherwise, without prior written permission of Orfit Industries ©ORFIT Industries

Patient ID: .....

Date: .....



<b>Positioning of elements</b>			
AIO base plate position (position of laser line on millimeter scale):			
Set-up without base plate: 2-pin bar position for AIO Wedge 10 °			
Set-up without base plate: 2-pin bar position for AIO Arm Rest High			
Set-up without base plate: 2-pin bar position for Standalone Grip Pole Block Support Frame			
Grip pole position	1	2	3
	4	5	6
Height of the (interlocking) protruding or horizontal handgrip:			
Position of the knee & leg immobilisation cushions on the extension frame	Frame 38204 (1-19)		Frame 38210 (1-27)
Position of the indexable foot support on the extension frame	Frame 38204 (1-19)		Frame 38210 (1-27)
Indexable foot support adjustments	Tilt position		
	1	2	3
	Foot cup rotation		
Position of the knee & leg immobilisation cushions on a 2-pin bar	1-5		2-pin bar position
Thermoplastic masks used:	4-points breast mask		
	5-points assymetric breast mask		
	6-points thorax-abdomen mask		
<b>Others/remarks</b>			

All Rights reserved. No part of this publication may be produced, stored in a retrieval system or transmitted, in any way, form or by any means, electronic, mechanical, photocopying or otherwise, without prior written permission of Orfit Industries ©ORFIT Industries